


2300, 2301, 2400

**HAND DRAWN
SMALL CHANNEL**

2300, 2301, 2400



G-RAIL[®]
ALUMINIUM RAIL

> *by Goelst*



G-Rail profiles 2300, 2301 and 2400 provide unobtrusive fixing options and are particularly suited to the marine, leisure and aviation markets where discreet curtain rail profiles are preferred.

2300: White Ral 9010, natural, black RAL 9005.

2301: White Ral 9010, natural.

2400: White Ral 9010, natural, brown, gold.

Special colours on request.

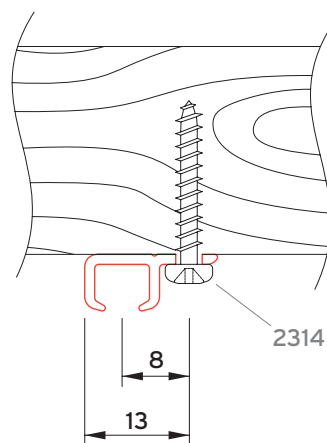
2300, 2301, 2400 profiles for wa ceiling fixing.

**HAND DRAWN
SMALL CHANNEL**

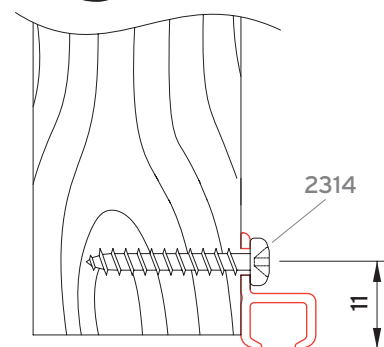
2300, 2301, 2400



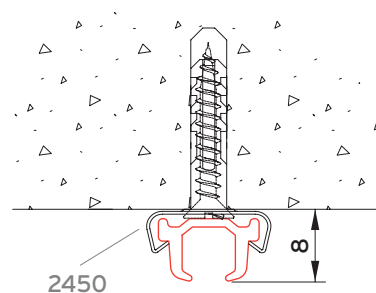
Installation



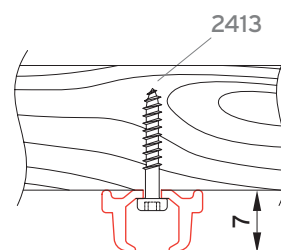
2300 ceiling fixed with pozi-drive screw 2314

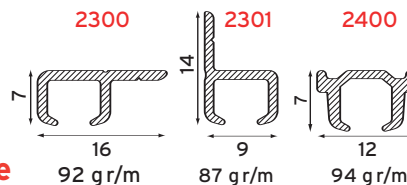


2301 face fixed with pozi-drive screw 2314



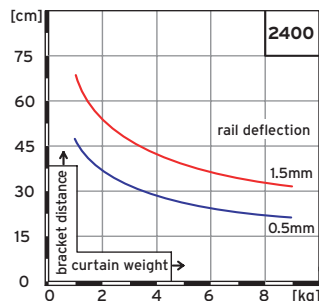
2400 ceiling fixed to concrete using metal fixing bracket 2450 and to timber using Torx-screw 2413





Specification Guide

G-Standard (bracket fixing guide)



> discreet
 II and

2300 / 2301

Material:

Aluminium 606035-T6-F22. (Higher specification than DIN 1725).
 Shape and size tolerances are in accordance with DIN 17615.
 Natural silver anodised in accordance with the Qualanod standard.
 White RAL 9010 or black RAL 9005 powder coated in accordance with the Qualicoat standard.
 Special colours on request.
 Profile weight 2300: 92 gr/m. Profile weight 2301: 87 gr/m.

Accessories:

Gliders 2010 at 10 to 16 per metre with 2 end stops 2001 and 1 spring stop 2003 per length.

Installation:

2300: Ceiling fixing of pre drilled profile (holes 3 mm every 15 cm) with pozi-drive screw 2314 (19mm)
 2301: Face fixing of pre drilled profile (holes 3 mm every 15 cm) with pozi-drive screw 2314 (19mm)

Bending:

Track can be vertically arched.

punch hole distance [cm]	load [kg]				
		2	4	6	8
2300 15		0.05	0.10	0.20	0.25
2301 15*)		0.10	0.30	0.45	0.60
2400 15		0.05	0.10	0.20	0.30

values: track deflection [mm]
 *) wall mount

2400

Material:

Aluminium 606035-T6-F22. (Higher specification than DIN 1725).
 Shape and size tolerances are in accordance with DIN 17615.
 Natural silver and gold anodised in accordance with the Qualanod standard.
 White RAL 9010 or brown BS08B29 powder coated in accordance with the Qualicoat standard.
 Special colours on request.
 Profile weight 2400: 94 gr/m.

Accessories:

Gliders 2010 at 10 to 16 per metre with 2 end stops 2001 per length.

Installation:

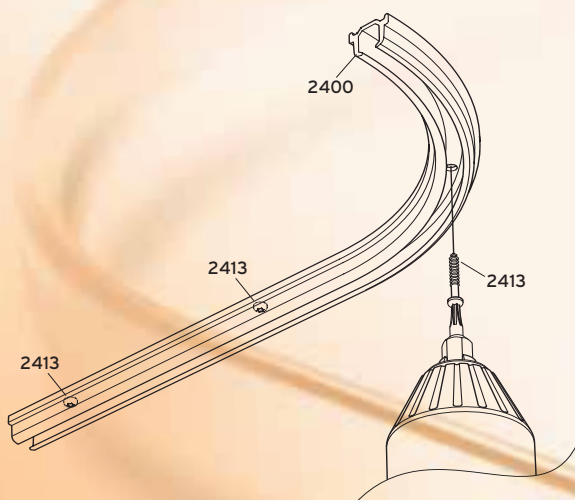
2400 pre drilled (2.5 mm dia. holes every 15 cm)
 Ceiling fixing with Torx-screw 2413 (13mm) or with ceiling fixing bracket 2450 and countersunk wood screws.
 Bracket distance (cm) according to G-Standard or the following table.

	light	medium heavy (curtain)	
2400	35	25	20

Bending:

Minimum radius 10 cm. Bending machine 1012 or 1015.
 Track can be vertically arched.






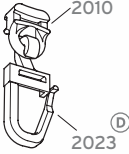
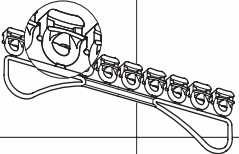









Product example



Pre-drilled profile 2400, ceiling fixed using Torx-screws

Components

Product design and specification changes reserved.

CURTAIN TRANSPORT			
	2001 end stop colours: B - G - W		2021 G-hook
	2001-A end stop with eye (metal)		2022 curtain hook
	2003 spring stop		2025 glider 2010 with hook 2023
	2010 glider (on strip) colours: B - G - W	CEILING FIXING	
	2012-10 click glider not for use with 2400		2450 ceiling bracket (for 2400)
	2012-40 click glider transversed not for use with 2400		2453 end cap (for 2400) colours: GR - W
	2012-50 click glider transversed with hook not for use with 2400		2314 Pozi-drive screw 19 mm (for 2300, 2301) colours: N - W - ZW
	2020 double hook		2413 Torx screw 13 mm (standard packing) incl. bit (for 2400)
			1002-TX6-25 Torx bit for 2413

HAND DRAWN SMALL CHANNEL

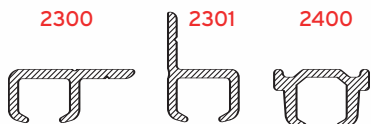
2300, 2301, 2400

B = Brown
G = Gold
GR = Grey
N = Natural
W = White
ZW = Black

▲ = standard item

Ⓧ = registered design

G-RAIL®



Space for dealer address

10/2004