


# 2900-series

HAND DRAWN  
MULTI CHANNEL

# 2900-SERIES



**G-RAIL<sup>®</sup>**

ALUMINIUM RAIL

> *by Goelst*



Designed for ease of installation, series 2900 offers a range of multi-channel profiles for hanging a combination of sheers and curtains on a single rail. Used successfully in the hotel and leisure sector this profile series is also suitable for contract domestic use. Discreet in appearance - particularly when ceiling fixed - series 2900 is available with pre-formed returns allowing curtains to drape back to the wall closing the light gap.

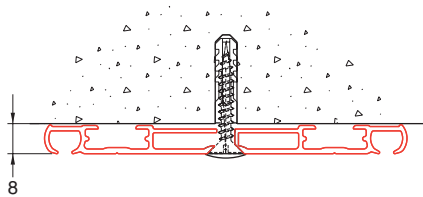
Standard colours: White RAL 9010. Special colours on request.

HAND DRAWN  
MULTI CHANNEL  
# 2900-SERIES

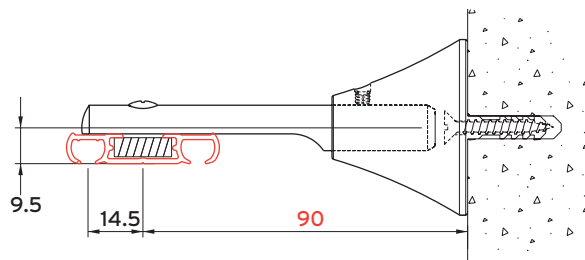


# 2900 > Multi-channel profiles for curtains and

## Installation




ceiling fixing 2905 with 4514-WD fixing screw with white cover cap.

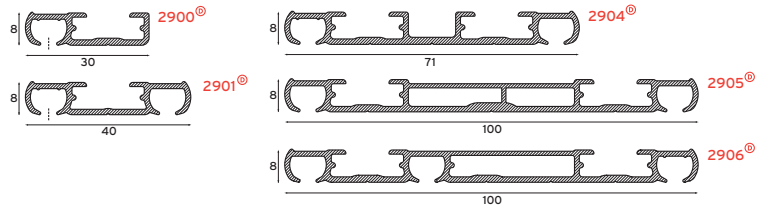


wall fixing 2900 with extension bracket 2917-09

	2917-15	2917-09
2900	150	90
2901	150	90

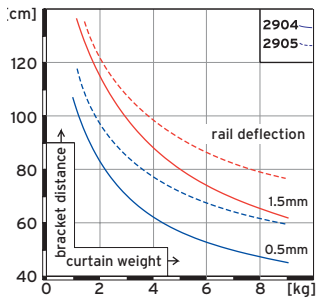
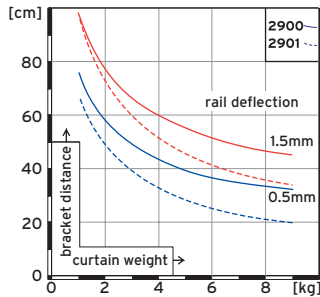


## G-Standard



## Specification Guide

### (bracket fixing guide)



The values of the 2906 equal those of the 2905.

### Material:

Aluminium 606035-T6-F22. (Higher specification than DIN 1725).  
Shape and size tolerances are in accordance with DIN 17615.  
White RAL 9010 powder coated in accordance with the Qualicoat standard. Special colours available on request.

Profile weight 2900: 215 gr/m

Profile weight 2901: 274 gr/m Profile weight 2905: 732 gr/m

Profile weight 2904: 488 gr/m Profile weight 2906: 741 gr/m

### Accessories:

Gliders 2010 at 10-16 per metre with 2 end stops 2001 and 2 end covers 2953 per length.

### Installation:

Ceiling fixing with white screw 4514-W (4.0x40) or screw with cover cap 4514-WD (4.5x45). Face fix profiles 2900 and 2901 with extension brackets 2917-09 or 2917-15.

Bracket distance (cm) according to G-Standard or the following table.

	light	medium	heavy	(curtain)
2900	80	60	50	
2901	70	50	40	
2904	110	90	70	
2905	120	100	80	
2906	120	100	80	

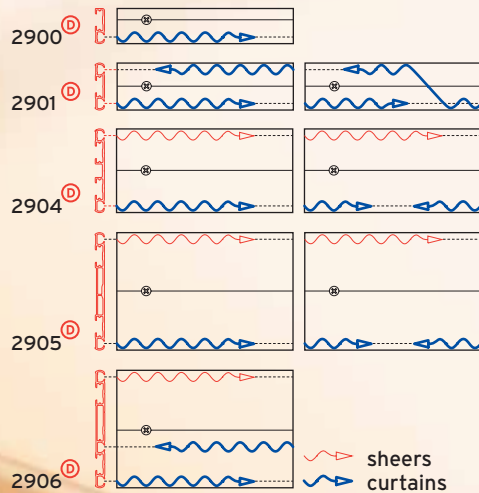
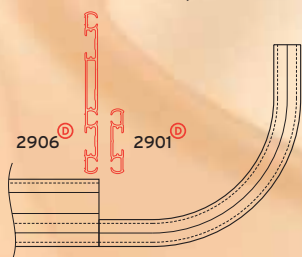
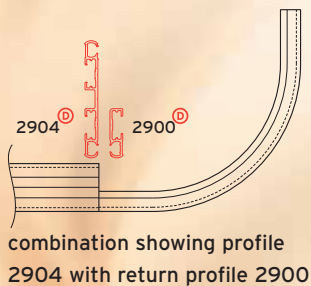
### Bending:

2900: Radius 15 cm. Bending machine 1015.

2901: Radius 20 cm. Bending machine 1015.



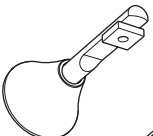

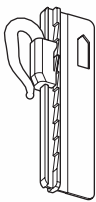
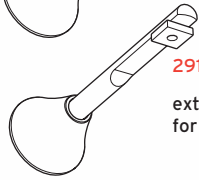



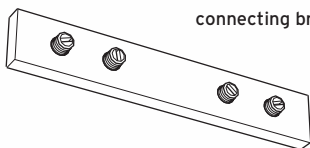




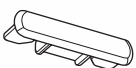


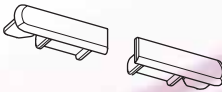




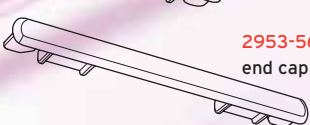

# nel or d sheers.

### Product examples

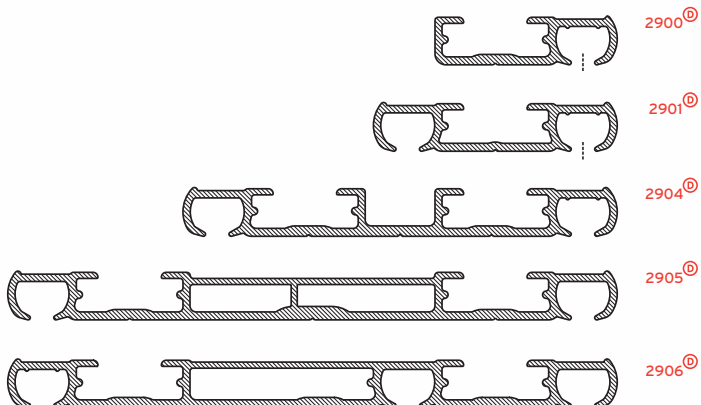


# Components

Product design and specification changes reserved.

CURTAIN TRANSPORT				WALL FIXING	
	<b>2001</b> end stop colours: B - G - W		<b>2022</b> curtain hook		<b>2917-09</b> <sup>®</sup> extension bracket for 2900 and 2901
	<b>2001-A</b> end stop with eye (metal)		<b>2024-55</b> adjustable sew-in hook 55 mm		<b>2917-15</b> <sup>®</sup> extension bracket for 2900 and 2901
	<b>2003</b> spring stop		<b>2024-95</b> adjustable sew-in hook 95 mm		
	<b>2010</b> glider colours: B - G - W		<b>2023</b> <sup>®</sup> synth. hook for 2025	<b>ACCESSORIES</b>  <b>2952</b> connecting bridge  	
	<b>2012-10</b> click-in glider		<b>2025</b> <sup>®</sup> glider 2010 with hook 2023		
	<b>2012-40</b> click-in cross glider		<b>2948</b> 90° corner connector 2 screw eyes		<b>2953-01</b> end cap for 2901
	<b>2012-50</b> click-in glider 2012-40 with hook	<b>CEILING FIXING</b>  			<b>2953-04</b> end cap for 2900
	<b>2020</b> double hook colours: B - W				<b>4514-W</b> white screw 4,0x40 for ceiling fixing
	<b>2021</b> G-hook		<b>4514-WD</b> screw 4,5x45 for ceiling fixing incl. white cover cap		<b>2953-56</b> end cap for 2905 and 2906
<b>HAND DRAWN MULTI CHANNEL # 2900-SERIES</b>					<b>2901-RW</b> Loose curve white incl. connecting bridge 2952

-  = Standard item
-  = Registered design
- B = Brown
- G = Gold
- W = White



Space for dealer address